

headrest adjustable in height and inclination



Composition:
85 / 92
Cover:
24 Q2 Fashion campari

with metal feet optionally in
stainless steel look or anthracite
(powder-coated)

PLANOPOLY motion
4.0

seat tilt adjustment and
heart balance possible

headrest adjustable in
height and inclination

1926



matching single chair 7916
with Cumurex-Funktion



Variant 85
with Wallfree function
and adjustable headrest

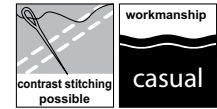


steplessly adjustable
armrest

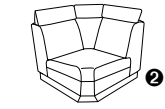
Model plan 1926

the Wallfree function is available manually or electrically adjustable!

① only combinable with variants, which are close to the floor
② close to the floor



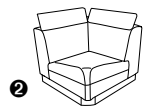
corner elements



89
W/D/H: 106/106/92



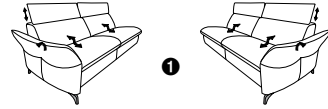
75
W/D/H: 106/106/92



59
W/D/H: 93/93/92

end elements

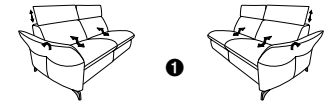
with Wallfree function



87 W/D/H: 201/96/92



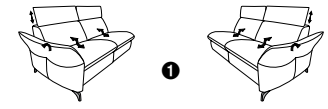
88



85 W/D/H: 171/96/92



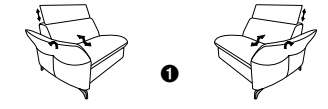
86



83 W/D/H: 141/96/92



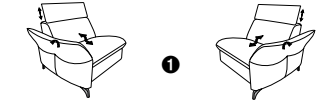
84



47 W/D/H: 111/96/92



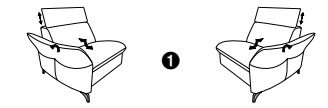
48



45 W/D/H: 96/96/92



46

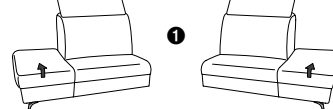


43 W/D/H: 81/96/92

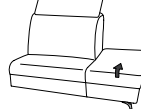


44

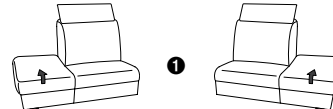
without Wallfree function




73 W/D/H: 154/96/92



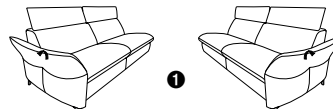
74



71 W/D/H: 139/96/92



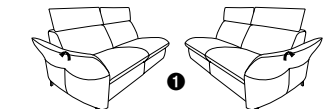
72



67 W/D/H: 201/96/92



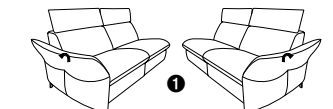
68



65 W/D/H: 171/96/92



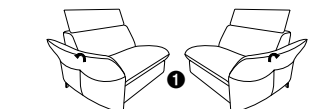
66



63 W/D/H: 141/96/92



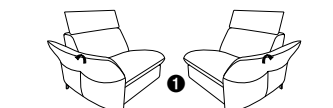
64



37 W/D/H: 111/96/92



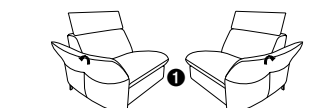
38



35 W/D/H: 96/96/92



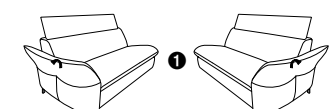
36



33 W/D/H: 81/96/92



34

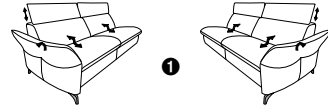


11 W/D/H: 141/96/92



12

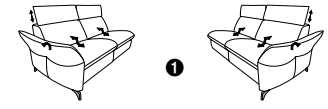
with Wallfree function



87 W/D/H: 201/96/92



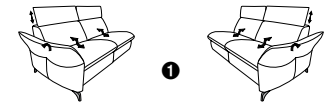
88



85 W/D/H: 171/96/92



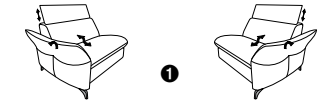
86



83 W/D/H: 141/96/92



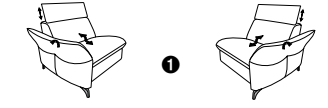
84



47 W/D/H: 111/96/92



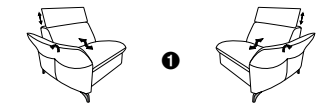
48



45 W/D/H: 96/96/92



46

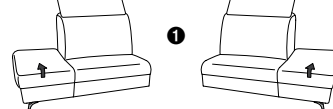


43 W/D/H: 81/96/92

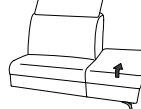


44

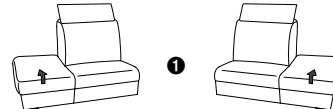
without Wallfree function




73 W/D/H: 154/96/92



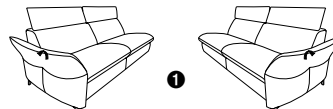
74



71 W/D/H: 139/96/92



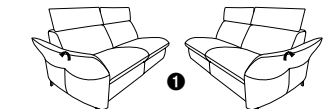
72



67 W/D/H: 201/96/92



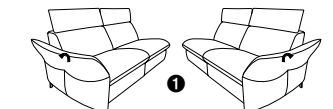
68



65 W/D/H: 171/96/92



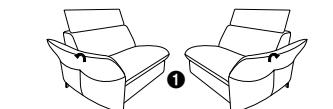
66



63 W/D/H: 141/96/92



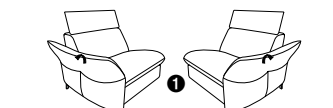
64



37 W/D/H: 111/96/92



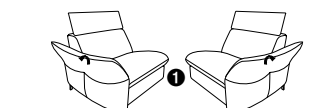
38



35 W/D/H: 96/96/92



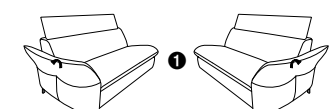
36



33 W/D/H: 81/96/92



34



11 W/D/H: 141/96/92



12

intermediate elements

with Wallfree function



42
W/D/H: 90/93/92



41
W/D/H: 75/93/92



40
W/D/H: 60/93/92

without Wallfree function



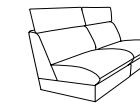
25
W/D/H: 90/93/92



24
W/D/H: 75/93/92



23
W/D/H: 60/93/92



10
W/D/H: 150/93/92



09
W/D/H: 120/93/92

Sofas

with Wallfree function



82
W/D/H: 222/96/92



81
W/D/H: 192/96/92



80
W/D/H: 162/96/92

without Wall-free function



62
W/D/H: 222/96/92

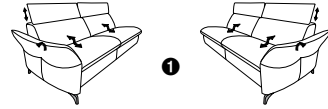


61
W/D/H: 192/96/92



60
W/D/H: 162/96/82

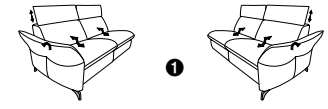
with Wallfree function



87 W/D/H: 201/96/92



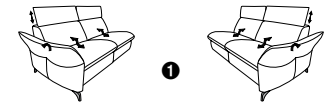
88



85 W/D/H: 171/96/92



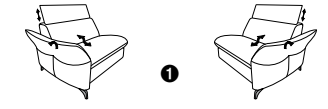
86



83 W/D/H: 141/96/92



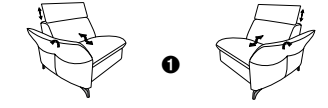
84



47 W/D/H: 111/96/92



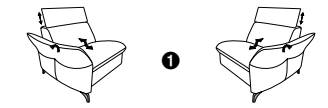
48



45 W/D/H: 96/96/92



46

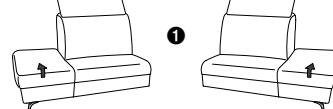


43 W/D/H: 81/96/92

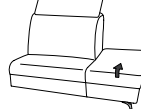


44

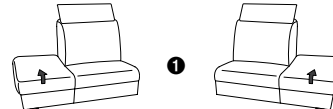
without Wallfree function



73 W/D/H: 154/96/92



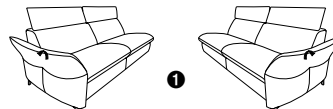
74




71 W/D/H: 139/96/92



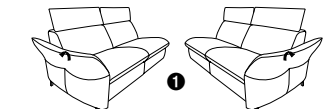
72



67 W/D/H: 201/96/92



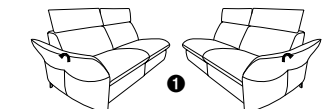
68



65 W/D/H: 171/96/92



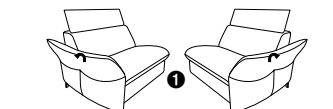
66



63 W/D/H: 141/96/92



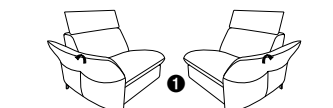
64



37 W/D/H: 111/96/92



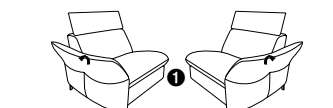
38



35 W/D/H: 96/96/92



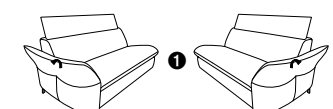
36



33 W/D/H: 81/96/92



34

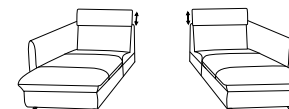


11 W/D/H: 141/96/92



12

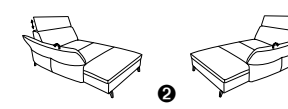
Recamiere




91 W/D/H: 87/199/92



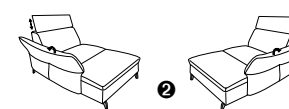
92



77 W/D/H: 141/200/92



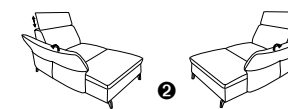
78



29 W/D/H: 111/170/92



30

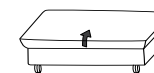


27 W/D/H: 96/170/92

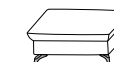


28

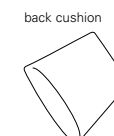
footstools / accessories



02
W/D/H: 115/70/44



01
W/D/H: 75/60/44



93
W/D/H: 70/18/50



matching tables