

all variants with adjustable headrest



Variant 26 - steplessly adjustable armrests



Composition:
15 / 05 / 26

Cover:
24 Longlife Rustika nacht



optionally available
with metal- or wooden
feet

B2B
back to basics

1821



matching EasySwing Plus 7721
in 14 AquaClean 02 anthrazit



Variant 15
with Wallfree function

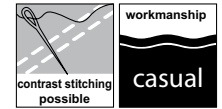


Variant 26
with headrest- and armrest adjustment

Model plan 1821

the Wallfree function is available manually or electrically adjustable!


the model is optionally available with wooden feet or metal feet!




corner elements



59 (56 =dismountable)
W/D/H: 103/103/85

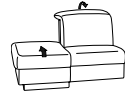


75
W/D/H: 119/119/85

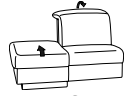


89
W/D/H: 119/119/85


end elements -open, with storage space




71
W/D/H: 139/105/85



72



73



74

W/D/H: 184/105/85

intermediate elements - without function

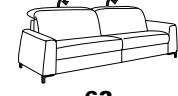


05
W/D/H: 75/105/85



09
W/D/H: 120/105/85

sofas without function



62
W/D/H: 221/105/85



61
W/D/H: 191/105/85

end elements - without function




35

W/D/H: 96/105/85

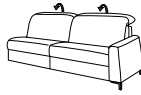


36

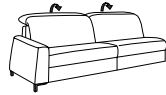


65

W/D/H: 171/105/85

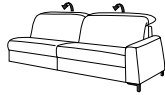


66



67

W/D/H: 201/105/85



68

end elements - with Wallfree function



15

W/D/H: 96/105/85

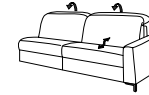


16



19

W/D/H: 171/105/85

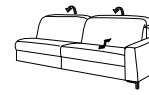


20




21

W/D/H: 201/105/85

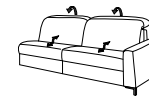


22



85

W/D/H: 171/105/85

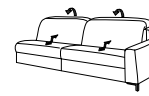


86



87

W/D/H: 201/105/85



88

intermediate elements with Wallfree function



45
W/D/H: 75/105/85

intermediate elements - with pull-out bed



11
W/D/H: 120/105/85

end elements - recamières



23

W/D/H: 127/212/85



24



25

W/D/H: 127/212/85



26



41

W/D/H: 91/178/85

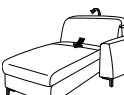


42




43

electrical
W/D/H: 91/178/85




44

sofas with Wallfree function

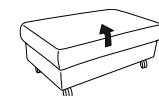


82
W/D/H: 221/105/85

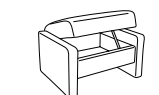


81
W/D/H: 191/105/85

footstools



03
W/D/H: 120/70/46



01
W/D/H: 65/53/42

end elements - with pull-out bed



51

W/D/H: 171/105/85



52

version „H“ matching to corner elements 75 and 89

version „N“ matching to all end elements and corner elements, except variant 75 and 89



matching tables
(see table index)

- metal feet alternatively in:
 - stainless steel look brushed
 - anthracite (powder-coated)

- wooden feet alternatively in:
 - beech (stain acc. to wood colour chart)
 - wild oak

- all electrical variants are available with external storage battery (optionally in silver-coloured or anthracite-grey)